


 **SNOWLESS JOE'S LOCKER AREA** LOCKERS 0-1999

 **SKI PATROL LOCKER AREA** LOCKERS 2000-2999

 **DOUBLE DIPPER LOCKER AREA** LOCKERS 3000-4000

 **CREEK ENTRANCES**


 **FIRST AID**

 **PHONE**

 **ATM**


 **STAIRS**





 For the comfort and safety of all our Guests and Cast Members, smoking is permitted in these designated areas only.

ATTRACTIONS

-  **1 Summit Plummet** — 120-foot vertical free-falling body slide. Must be at least 48" to ride this attraction. 
-  **2 Slush Gusher** — Snow-banked mountain gully-style speed slide. Must be at least 48" to ride this attraction. 
- 3 Teamboat Springs** — World's longest family raft ride.
-  **4 Chairlift** — One-way transportation to the top of Mt. Gushmore, with access to Summit Plummet, Gusher, Teamboat Springs, Toboggan Racers and Snow Stormers. Please no food, drinks, loose articles, or bags.
- 5 Toboggan Racers** — Eight-lane toboggan slide. Mat pick-up at top.
- 6 Snow Stormers** — Switchback slalom-style mat slides. Mat pick-up at top.
-  **7 Downhill Double Dipper** — Side-by-side racing slides. Must be at least 48" to ride this attraction.
- 8 Runoff Rapids** — Open and enclosed inner tubes runs. *Tube available at the bottom of ride.*
- 9 Melt Away Bay** — A one-acre bobbing wave pool.
- 10 Cross Country Creek** — Continuous flowing creek, encircling the entire Park.
- 11 Ski Patrol** — Pre-teen area featuring slides, a t-bar drop and an iceberg walk.
- 12 Tike's Peak** — Children's area complete with slides, fountain play area and pop jets. Must be 48" or shorter to ride these attractions.

 Must be at least 48" (121cm) tall to ride this attraction

 Must be at least 32" (81cm) tall to ride this attraction

 This attraction may be too intense for children and some adults.

FOOD & BEVERAGE

No food and drinks on the attractions or in the pools please.

- 13 Avalunch** — Light entrées, snacks, desserts and beverages.
- 14 Warming Hut** — Light entrées, snacks, desserts and beverages.
- 15 Lottawatta Lodge** — Entrées, snacks, desserts and beverages. For the full menu, please visit the location.
- 16 Cooling Hut** — Snacks and beverages.
- 17 Polar Pub** — Adult beverages and spirits.

MERCHANDISE

- 20 Beach Haus** — Blizzard Beach souvenirs, beach apparel, beach towels, footwear, film and sundries.
- 21 Snowless Joe's** — Locker, towel rentals and life jackets - Key survival items for the day.
- 22 Sled Cart** — Souvenirs, suntan lotion, beach towels, toys and water cameras.
- 23 Sunglasses Hut** — Sunglasses and accessories.

LOST & FOUND

- 24** Articles that are lost can be reported to and picked up at Guest Services. Located at the Front Entrance.

ADDITIONAL ATTRACTIONS

- 25 Winter Summerland** — A unique miniature golf course; additional charge required.